



Texas Fluorescents
Reinvented

CATALOG#: _____
PROJECT: _____
TYPE: _____

LASER PANELS


Architectural LED Backlit Ceiling Tiles

Laser Panel Architectural Ceiling Tiles can elevate a space within a matter of minutes. Seamless patterns can be installed across large ceilings or down long hallways to create upscale installations. A revolution in grid lighting, standard sizing makes it easy to replace traditional flat panels. Choose from a multitude of patterns to revitalize office or retail spaces.

An LED flat panel provides energy efficient illumination behind a uniquely designed laser-cut fascia. Flush and regressed fascia available. Available in 5 standard patterns, customs designs are available by consult.

CONSTRUCTION

Housing is laser cut, die-formed and embossed from 22 gauge powder coated cold-rolled steel with custom colors available. Frame is designed to lay flat on standard T-bar grid rails.



FIXTURE DIMENSIONS

24X24L: 23.875"W x 23.875"L x 4"H
24X48L: 2.875"W x 47.875"W x 4"H

SPECIFICATIONS

- 2 standard sizes – 2ft x 2ft and 2ft x 4ft
- 5 standard patterns with custom patterns available
- Recessed mount for grid ceiling
- Multiple wattage/lumen options available
- Multiple Kelvin temperature options (3500K, 4000K)
- Emergency battery backup options available
- CRI >80
- >50,000 hrs of L70 LED life
- Rated for dry and damp locations
- 0-10 Volt dimmable 120-277V (120V ELV/TRIAC avail)
- Power factor >0.90
- 5 year warranty



ORDERING GUIDE

Factory at your fingertips. Fill in the blanks to create your part number or create a custom configuration.

Sample Part Number: ICF-FR-22L-30W-DMV-WH-35K-02

SERIES	CONFIGURATION		DIFFUSER		WIDTH X LENGTH		WATTAGE & LUMENS* ¹	
ICF	Blank	Flush Fascia	FR	Frosted	22L	24"W x 24"L	30W	30 Watts, 2334 Lumens
							36W	36 Watts, 2800 Lumens
					24L	24"W x 48"L	40W	40 Watts, 2400 Lumens
							50W ¹	50 Watts, 3100 Lumens

DRIVER		FINISH ²		CCT/CRI ³		PATTERN	
DMV	0-10V Dimming	WH	White	35K	3500K / 80CRI	01	Strips
				40K	4000K / 80CRI	02	Squares
						03	Bubbles
						06	Slots
07	Slots 1.0						

Note:

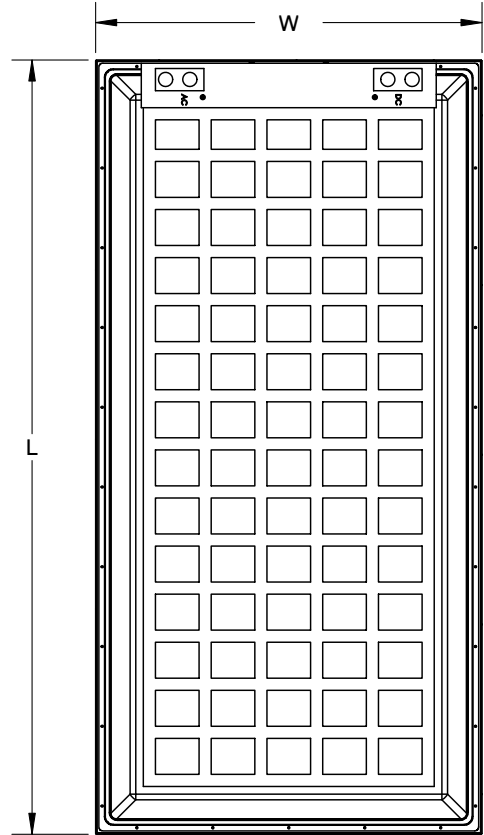
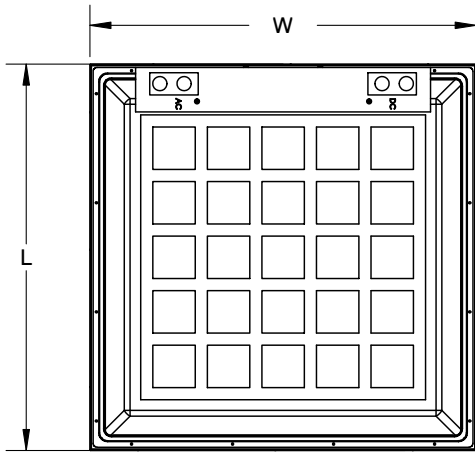
1. Patterns will reduce lumen output. 35K CCT only option for 50W 2x4 fixture.
2. Standard fascia finish is White. Please consult factory for more information and pricing on custom color options.
3. Custom patterns require design and drawing signoff. Consult factory for more information.

We reserve the right to change design, materials, LED's and finish in any way that will not alter installed appearance or reduce function and performance.


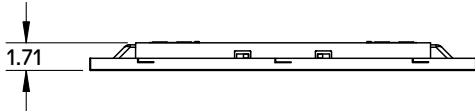
PRODUCT DIMENSIONS

Laser Panel Configuration


Sample Part Number	W	L
ICFFR22L30WDMVWHMCT-02	23.875 in.	23.875 in.
ICFFR24L40WDMVWHMCT-02	23.875 in.	47.875 in.




Laser Panel Flush Configuration



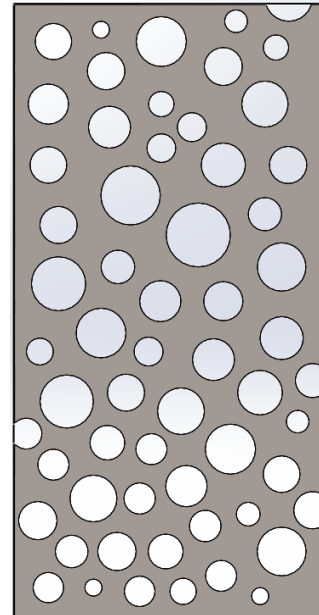
Standard Pattern Options




01 - Strips



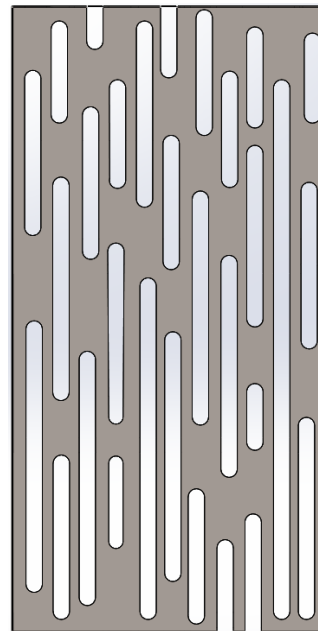
02 - Squares



03 - Bubbles



06 - Slots



07 - Slots 1.0