

# Polygon Series

## The Cross

The Polygon series offers an interesting opportunity to create a statement in your space with a hanging luminaire system. Choose from multiple standard patterns or develop your own custom pattern of L23 fixtures.

The Cross has specially designed brackets that allow for construction of 'X' shaped configurations. The popular L23 fixtures provide bright, white and energy efficient illumination with up and down lighting options. Revolutionize lighting in your space with an innovative and refreshing fixture.

### CONSTRUCTION


Brackets are laser cut, fabricated, and robot-welded from 14-gauge powder coated cold-rolled steel with custom colors available.

### OPTIONS

14W emergency battery backup integrated in all fixtures 4 foot long and above.

### FLAIR

Customize the color of your brackets and/or end caps to add flair to your unique hanging luminaire system. Consult factory for more information.



### SYSTEM DIMENSIONS

24" L23 fixture: 60"L x 60"W x 3"H

48" L23 fixture: 108"L x 108"W x 3"H

72" L23 fixture: 156"L x 156"W x 3"H

96" L23 fixture: 204"L x 204"W x 3"H

### SPECIFICATIONS

- 4 standard fixture sizes – 24", 48", 72", and 96"
- Several bracket options
- Customizable bracket, fixture, and end cap colors available
- Pendant mount for multiple ceiling types.
- Many lumen package / wattage options via programmable drivers
- Multiple Kelvin temperature options (3000K, 3500K, 4000K, 5000K)
- Emergency battery backup options available
- CRI >80 (90 available)
- >50,000 hrs of L70 LED life
- Rated for dry and damp locations
- 0 - 10 Volt dimmable 120-277V (120V ELV/TRIAC avail)
- Power factor >0.90
- 5 year warranty



### ORDERING GUIDE

Factory at your fingertips. Fill in the blanks to create your part number or create a custom configuration.

Sample Part Number: PLY23-P-FR-60X60-LT-U48-D80-DMV-WH-30K-RD-EM14-CR

SERIES	MOUNTING	DIFFUSER	DIAMETER <sup>1</sup>	GEAR	WATTAGE & LUMENS* <sup>2</sup>	
PLY23	P Pendant	FR Frosted	60X60 60"W x 60"L	LT	Up & Down	U48D80 Uplight 48W & 5520 Lumens, Downlight 80W & 9200 Lumens
						D80 Downlight 80W & 9200 Lumens
					Down Only	U96D160 Uplight 96W & 11040 Lumens, Downlight 160W & 18400 Lumens
						D160 Downlight 160W & 18400 Lumens
			108X108 108"W x 108"L		Up & Down	U144D240 Uplight 144W & 16560 Lumens, Downlight 240W & 27600 Lumens
						D240 Downlight 240W & 27600 Lumens
					Down Only	U192D320 Uplight 192W & 22080 Lumens, Downlight 320W & 36800 Lumens
						D320 Downlight 320W & 36800 Lumens
			156X156 156"W x 156"L		Up & Down	U144D240 Uplight 144W & 16560 Lumens, Downlight 240W & 27600 Lumens
						D240 Downlight 240W & 27600 Lumens
					Down Only	U192D320 Uplight 192W & 22080 Lumens, Downlight 320W & 36800 Lumens
						D320 Downlight 320W & 36800 Lumens
204X204 204"W x 204"L	Up & Down	U192D320 Uplight 192W & 22080 Lumens, Downlight 320W & 36800 Lumens				
		D320 Downlight 320W & 36800 Lumens				
	Down Only	U192D320 Uplight 192W & 22080 Lumens, Downlight 320W & 36800 Lumens				
		D320 Downlight 320W & 36800 Lumens				

DRIVER		FINISH <sup>3</sup>		CCT <sup>4</sup>		FLAIR <sup>5</sup>		OPTIONS	
DMV	0-10V Dimming	WH	White	30K	3000K/>80 CRI	RD	Red	EM14	14W Emergency battery backup (integrated in fixtures 4 ft and up)
		BK	Black	35K	3500K/>80 CRI	BL	Blue		
DMV11	0-10V Dimming Separate drivers for uplight and downlight	SL	Silver	40K	4000K/>80 CRI	BK	Matte Black	-CR	Cross
				50K	5000K/>80 CRI				

- Note:
- Cross configurations are measured by an overall system diameter.
  - Values shown are totals per system, minimum individual fixture wattage is 10W. Minimum 5W per fixture foot uplight and downlight. Maximum 7W per fixture foot uplight and 14W per fixture foot downlight. For uplight only, change the 'D' to 'U' in the Down Only sections. Power feed cable is 18AWG, power drop is required every 800W or 48 feet for 0-10V dimming, whichever comes first. EM not available in fixtures 4' and shorter if there is uplight and downlight.
  - Consult product catalog for more finish color options.
  - Consult factory for 90 CRI options.
  - NEW!** Personalize your lighting even further by choosing a standard flair color for your brackets, at no additional cost, from the guide on the following page.
  - HC912 hanging kit comes standard with PLY23 fixtures. Consult factory for other options.

\*Programmable LED drivers allow custom configured wattages and corresponding lumens.

We reserve the right to change design, materials, LED's and finish in any way that will not alter installed appearance or reduce function and performance.

CATALOG#: \_\_\_\_\_  
PROJECT: \_\_\_\_\_  
TYPE: \_\_\_\_\_


### STANDARD FLAIR BRACKET COLORS AND FINISHES



Gloss Black  
(GB)



Matte Black  
(BK)




Matte Silver  
(SL)




Statuary Bronze  
(BZ)



Glimmer (Iron)  
(IR)




Safety Yellow  
(YL)



Safety Orange  
(OR)



Red  
(RD)



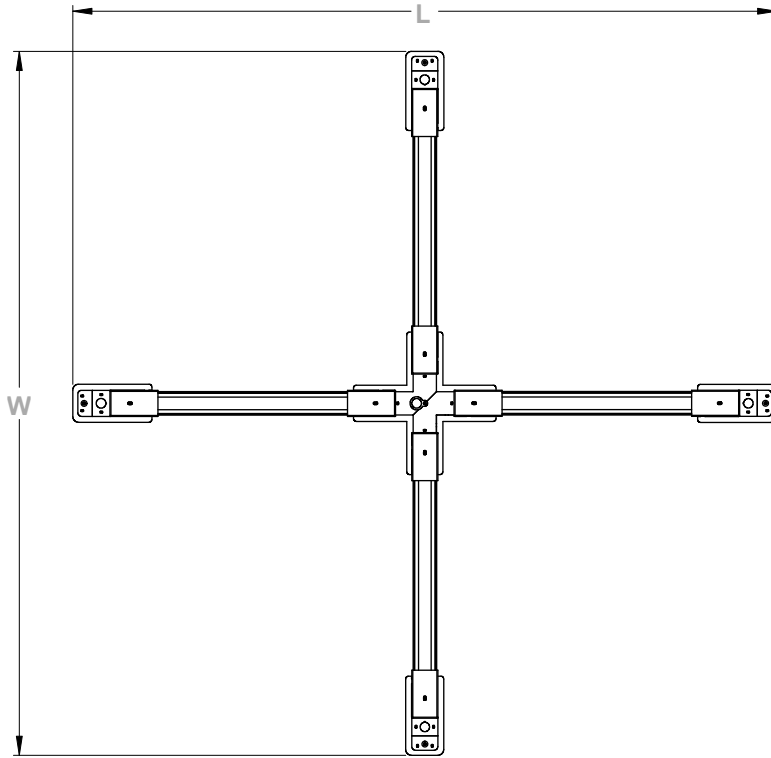
Fire Engine Red  
(FR)



Blue  
(BL)

**NOTE:** Factory offers any Tiger Drylac RAL finish, contact Saylite for more information. Consult factory to special order custom 'real wood' finishes.

## PRODUCT DIMENSIONS



Sample Part Number	W	L
PLY23PFR60X60LTU48D80DMVWH30KRD-CR	60 in.	60 in.
PLY23PFR108X108LTU96D160DMVWH30KRD-CR	108 in.	108 in.
PLY23PFR156X156LTU144D240DMVWH30KRD-CR	156 in.	156 in.
PLY23PFR204X204LTU192D320DMVWH30KRD-CR	204 in.	204 in.