

Polygon Series

The Fan

The Polygon series offers an interesting opportunity to create a statement in your space with a hanging luminaire system. Choose from multiple standard patterns or develop your own custom pattern of L23 fixtures.

The Fan has specially designed brackets that allow for construction of this symmetric, radial configuration. The popular L23 fixtures provide bright, white and energy efficient illumination with up and down lighting options. Revolutionize lighting in your space with an innovative and refreshing fixture.

CONSTRUCTION

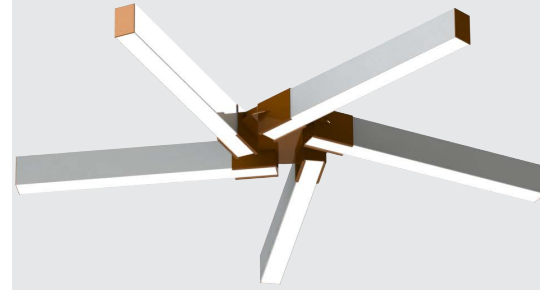
Brackets are laser cut, fabricated, and robot-welded from 14-gauge powder coated cold-rolled steel with custom colors available.

OPTIONS

14W emergency battery backup integrated in all fixtures 4 foot long and above.

FLAIR

Customize the color of your brackets and/or end caps to add flair to your unique hanging luminaire system. Consult factory for more information.



SYSTEM DIMENSIONS

24" L23 fixture: Nominal Diameter = 51"
48" L23 fixture: Nominal Diameter = 99"
72" L23 fixture: Nominal Diameter = 147"

SPECIFICATIONS

- 3 standard bracket configurations – 3, 5, and 6 fixtures
- Customizable bracket, fixture, and end cap colors available
- Pendant mount for multiple ceiling types
- Many lumen package / wattage options via programmable drivers
- Multiple Kelvin temperature options (3000K, 3500K, 4000K, 5000K)
- Emergency battery backup options available
- CRI >80 (90 available)
- >50,000 hrs of L70 LED life
- Rated for dry and damp locations
- 0 - 10 Volt dimmable 120-277V
- Power factor >0.90
- 5 year warranty



ORDERING GUIDE

Factory at your fingertips. Fill in the blanks to create your part number or create a custom configuration.

Sample Part Number: PLY23-P-FR-51-LT-U60-D100-DMV-WH-30K-RD-EM14-F5

SERIES	MOUNTING	DIFFUSER	DIAMETER ¹	GEAR	WATTAGE & LUMENS* ²	
PLY23	P Pendant	FR Frosted	51 D = 51"	LT	Up & Down	U36D60 Uplight 36W & 4140 Lumens, Downlight 60W & 6900 Lumens (F3)
						U60D100 Uplight 60W & 6900 Lumens, Downlight 100W & 11500 Lumens (F5)
						U72D120 Uplight 72W & 8280 Lumens, Downlight 120W & 13800 Lumens (F6)
					Down Only	D60 Downlight 60W & 6900 Lumens (F3)
						D100 Downlight 100W & 11500 Lumens (F5)
						D120 Downlight 120W & 13800 Lumens (F6)
			99 D = 99"	Up & Down	U72D120 Uplight 72W & 8280 Lumens, Downlight 120W & 13800 Lumens (F3)	
					U120D200 Uplight 120W & 13800 Lumens, Downlight 200W & 23000 Lumens (F5)	
					U144D240 Uplight 144W & 16560 Lumens, Downlight 240W & 27600 Lumens (F6)	
				Down Only	D120 Downlight 120W & 13800 Lumens (F3)	
					D200 Downlight 200W & 23000 Lumens (F5)	
					D240 Downlight 240W & 27600 Lumens (F6)	
147 D = 147"	Up & Down	U108D180 Uplight 108W & 12420 Lumens, Downlight 180W & 20700 Lumens (F3)				
		U180D300 Uplight 180W & 20700 Lumens, Downlight 300W & 34500 Lumens (F5)				
		U216D360 Uplight 216W & 28840 Lumens, Downlight 360W & 41400 Lumens (F6)				
	Down Only	D180 Downlight 180W & 20700 Lumens (F3)				
		D300 Downlight 300W & 34500 Lumens (F5)				
		D360 Downlight 360W & 41400 Lumens (F6)				

DRIVER		FINISH ³		CCT ⁴		FLAIR ⁵		OPTIONS			
DMV	0-10V Dimming	WH	White	30K	3000K/>80 CRI	RD	Red	EM14	14W Emergency battery backup (integrated in fixtures 4 ft and up)		
		BK	Black	35K	3500K/>80 CRI	BL	Blue				
DMV11	0-10V Dimming Separate drivers for uplight and downlight	SL	Silver	40K	4000K/>80 CRI	BK	Matte Black			-F3	Fan (3 Fixtures)
				50K	5000K/>80 CRI					-F5	Fan (5 Fixtures)
										-F6	Fan (6 Fixtures)

- Note:
- Fan configurations are measured by an overall system diameter.
 - Values shown are totals per system, minimum individual fixture wattage is 10W. Minimum 5W per fixture foot uplight and downlight. Maximum 7W per fixture foot uplight and 14W per fixture foot downlight. For uplight only, change the 'D' to 'U' in the Down Only sections. Power feed cable is 18AWG, power drop is required every 800W or 48 feet for 0-10V dimming, whichever comes first. EM not available in fixtures 4' and shorter if there is uplight and downlight.
 - Consult product catalog for more finish color options.
 - Consult factory for 90 CRI options.
 - NEW!** Personalize your lighting even further by choosing a standard flair color for your brackets, at no additional cost, from the guide on the following page.
 - PLY23 Fan configurations come with specially designed hanging kits that are specific to the the fan configuration chosen. Includes 12' cables.
 * Programmable LED drivers allow custom configured wattages and corresponding lumens.

We reserve the right to change design, materials, LED's and finish in any way that will not alter installed appearance or reduce function and performance.

CATALOG#: _____
PROJECT: _____
TYPE: _____


STANDARD FLAIR BRACKET COLORS AND FINISHES



Gloss Black
(GB)




Matte Black
(BK)




Matte Silver
(SL)




Statuary Bronze
(BZ)




Glimmer (Iron)
(IR)




Safety Yellow
(YL)




Safety Orange
(OR)



Red
(RD)



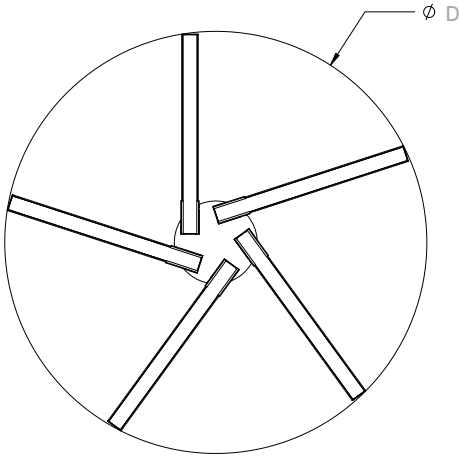
Fire Engine Red
(FR)



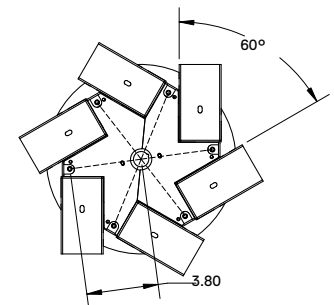
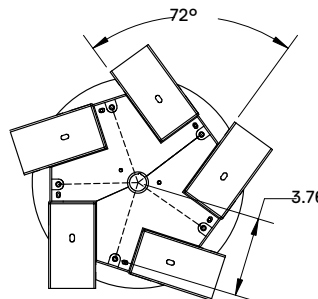
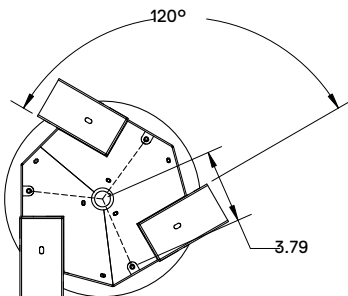
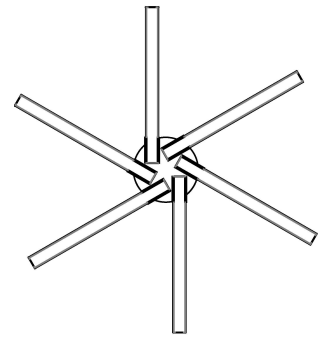
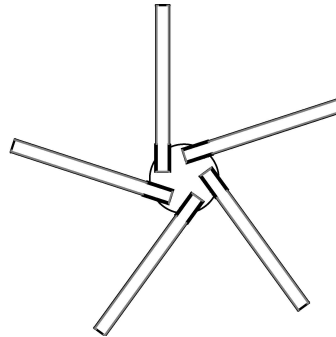
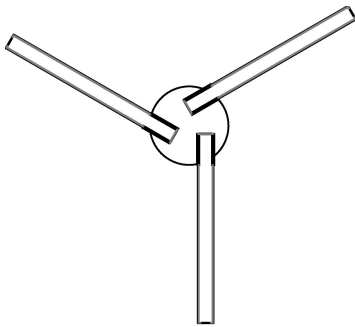
Blue
(BL)

NOTE: Factory offers any Tiger Drylac RAL finish, contact Saylite for more information. Consult factory to special order custom 'real wood' finishes.

PRODUCT DIMENSIONS



Sample Part Number	Nominal Diameter
PLY23PFR51LTU60D100DMVWH30KRD-(F3/F5/F6)	Ø = 51 in.
PLY23PFR99LTU120D200DMVWH30KRD-(F3/F5/F6)	Ø = 99 in.
PLY23PFR147LTU180D300DMVWH30KRD-(F3/F5/F6)	Ø = 147 in.



F3 - 3 Fixture Fan

F5 - 5 Fixture Fan

F6 - 6 Fixture Fan